

Chapter 1

The era of biological medicines

Since their first use in the 1980s, biological medicines (including biosimilar medicines) have grown to become an indispensable tool in modern medicine. Worldwide, millions of patients have already benefited from approved biological medicines, but what exactly are they, and how are they produced?^{1,2}

Biological medicines have revolutionized the treatment of many disabling and life-threatening diseases

- Biological medicines:

- include a wide range of products such as vaccines, blood and blood components, allergenics, somatic cells, gene therapies, tissues, and recombinant therapeutic proteins
- are highly specific and targeted medicines
- help to treat or prevent many rare and severe diseases, including:



Cancers



Arthritis



Psoriasis



Inflammatory
digestive
disorders



Growth
disorders

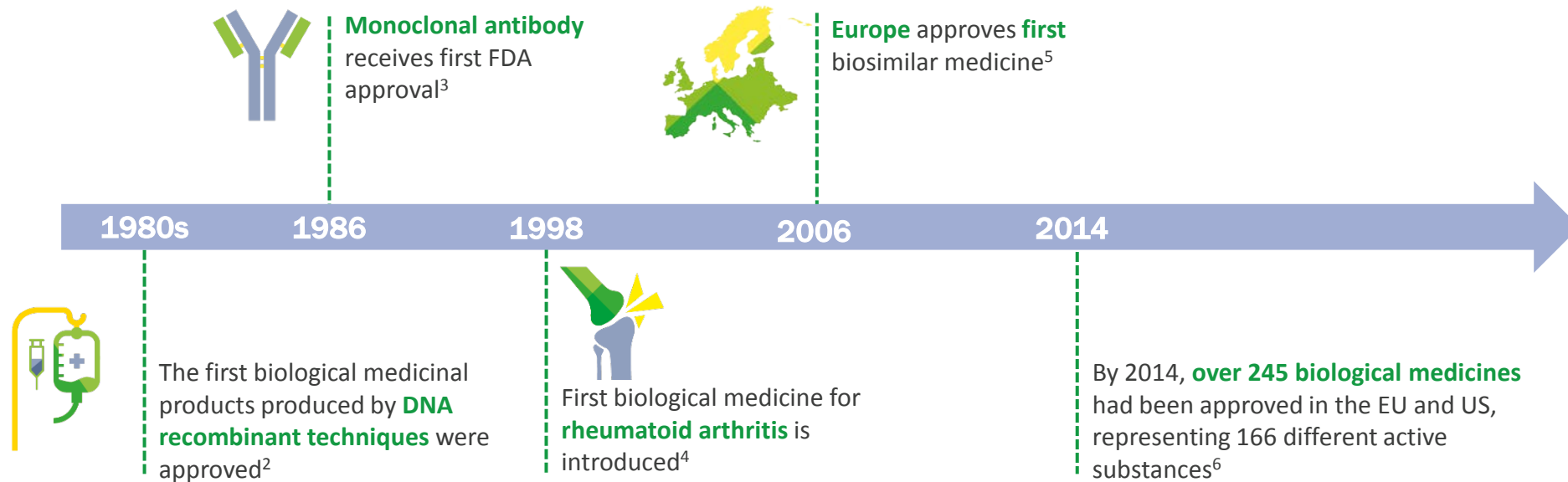


Diabetes

Biological medicines are developed based on a deep understanding of the disease biology

Biological medicines contain one or more active substances made by or derived from a biological source¹

- Since their first use in the 1980s, biological medicines have grown to become an indispensable tool in modern medicine²



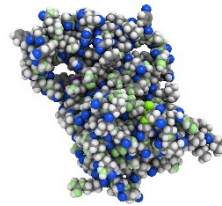
Biological medicines are an integral and indispensable part of modern medicine⁶

Biological medicines are predominantly larger and more complex than chemically synthesized medicines



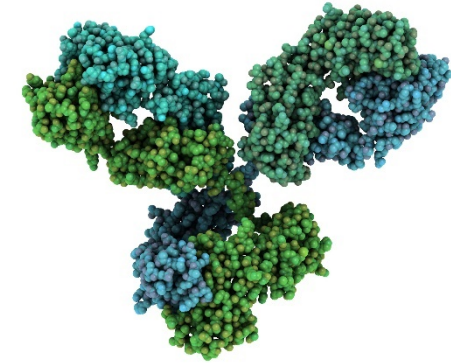
Chemically synthesized medicine

Type of molecule	Small molecule
Synthesis	Chemical
Uniformity	Single substance
Size	21 atoms (aspirin)



Growth hormone

Type of molecule	Protein (without sugars)
Synthesis	Bacterial
Uniformity	Single main substance
Size	3000 atoms (HGH)



Antibody

Type of molecule	Glycoprotein (variable sugars)
Synthesis	Mammalian
Uniformity	Mixture of variants
Size	>20,000 atoms (mAb)

The complexity of biological medicines is such that they cannot usually be synthesized by conventional methods

Abbreviations: HGH, human growth hormone; mAb, monoclonal antibody.

References: International Alliance of Patients' Organizations. Briefing paper on Biological and Biosimilar Medicines 2013. Available at: <http://bit.ly/2qZm7N1>. Accessed July 2017.

Producing biological medicines tends to be more complex than producing chemically derived medicines^{1,2}

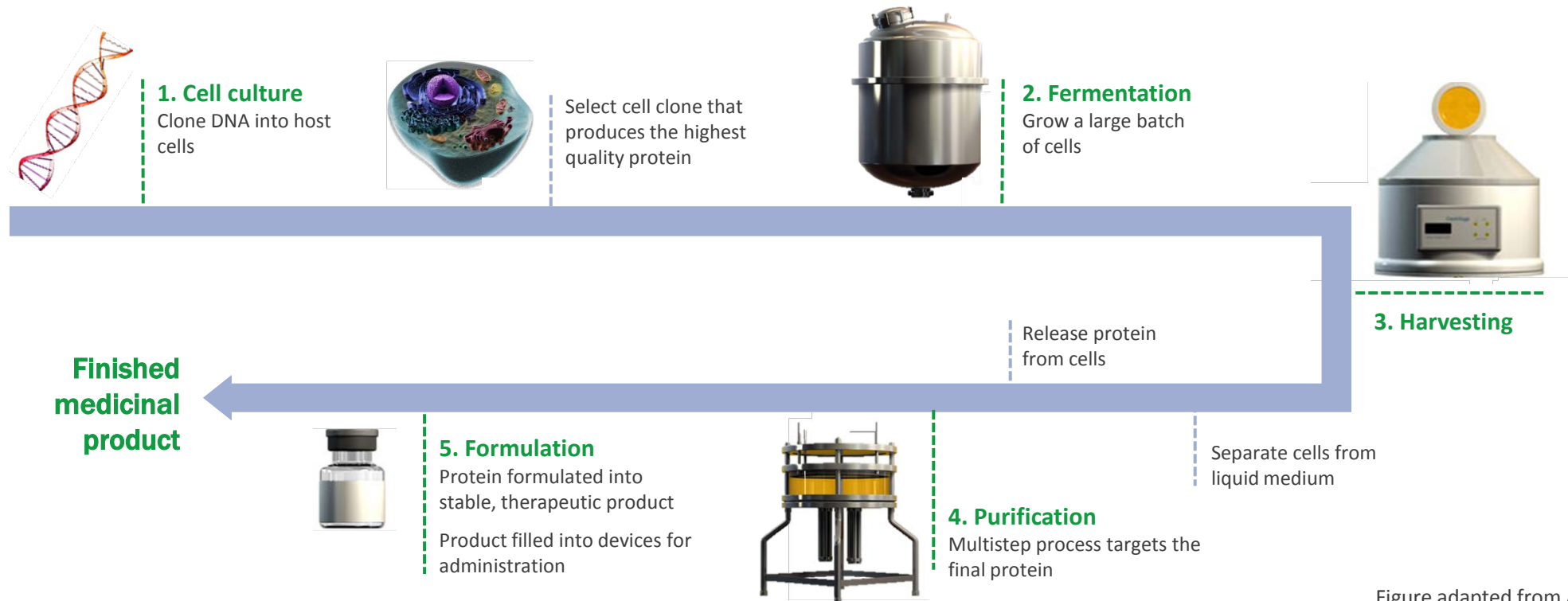


Figure adapted from Apobiologix³

The inherent variability of living organisms and the manufacturing process result in the biological medicine displaying a certain degree of variability ('microheterogeneity')¹

References: **1.** WHO. Annex 3: Guidelines for assuring quality of pharmaceutical and biological products prepared by recombinant DNA technology. 1991. Available at: <http://bit.ly/2pSf1tC>. Accessed July 2017; **2.** EC/EMA. Biosimilars in the EU – Information guide for Healthcare Professionals 2017. Available at: <http://bit.ly/2qXnNpI>. Accessed July 2017; **3.** Apobiologix. Manufacturing. Available at: <http://bit.ly/2ryyAUW>. Accessed July 2017.

A biological medicine is a mixture of closely related variants of the same protein¹


- The living organisms used to make biological medicines are **naturally variable**²
- An inherent degree of minor variability ('**microheterogeneity**') is thus normally present in biological medicines²
- Microheterogeneity is also present **within and/or between batches** of the same biological medicine²
- The degree of variability **must fall within a range** agreed upon by the health authority to ensure consistent safety and efficacy²
- **Strict controls** are always in place during manufacturing to ensure batch-to-batch consistency, and that the differences do not affect safety or efficacy¹

Strict controls ensure safe and efficacious biological medicines¹


Summary: The era of biological medicines



Biological medicines contain one or more active substances **made by or derived from a biological** source¹



The complexity of biological medicines is such that they **cannot usually be synthesized** by conventional methods²



The **variability** of the living organisms contributes to **microheterogeneity**³



Microheterogeneity is normal, and seen **within or between different batches** of the same biological product⁴



Strict controls during manufacturing **ensures safe and effective** biological medicines⁴



Biological medicines have grown to become an **indispensable tool** in modern medicine⁵



Adapting the content for your needs



We want this content to be as much use to you as possible. Please feel free to use the slides in their current format, transfer them to your own template or use individual figures.

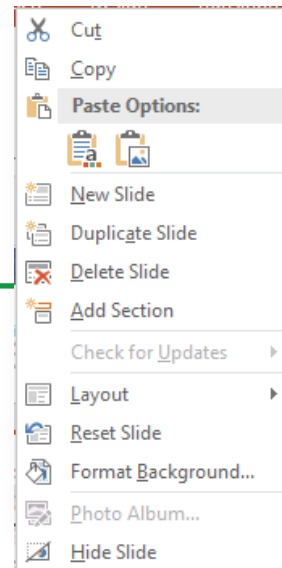
To copy slides into a different PowerPoint document:

1. Select

Using the left-hand panel in PowerPoint, hold *ctrl* and left-click on the slide(s) you want to use.

2. Copy

Right-click on a selected slide and then, on the menu that appears, left-click 'Copy'.



Within your presentation:

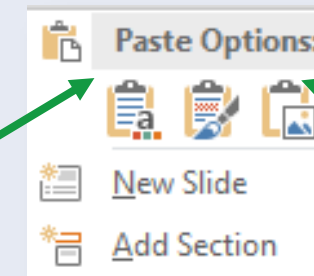
3. Paste

Within the left-hand panel, click where you want to insert the new slides.

4. Personalise

The following menu will pop up when you paste the slides:

Left-click this option to display the slides in your own template



Left-click this option to keep the slides in the IGBA template

5. Format

When transferring the slides into your own template, some elements may move or appear larger, and therefore require minor formatting.

6. Attribute

Acknowledge the IGBA as the source of the slides within the references.